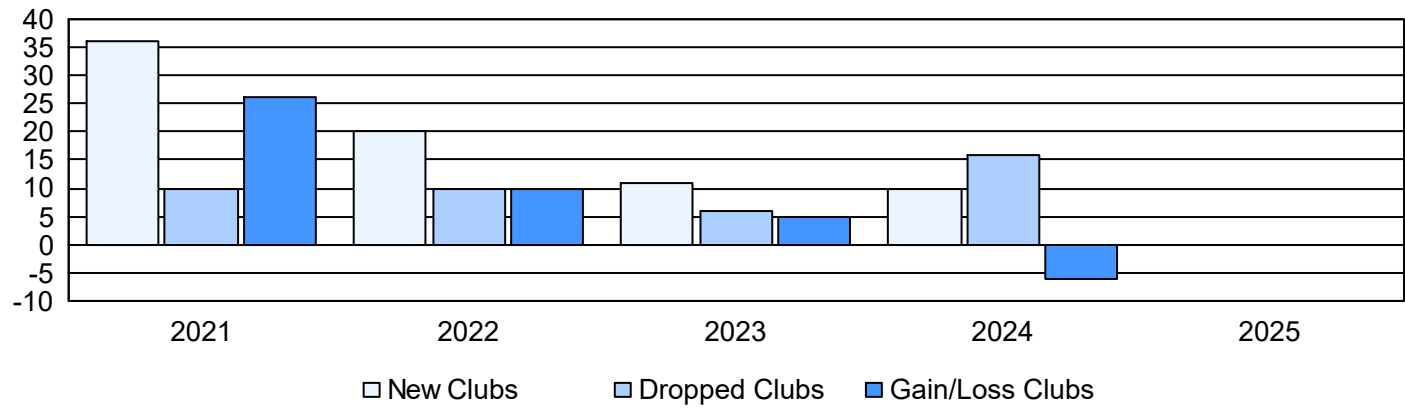
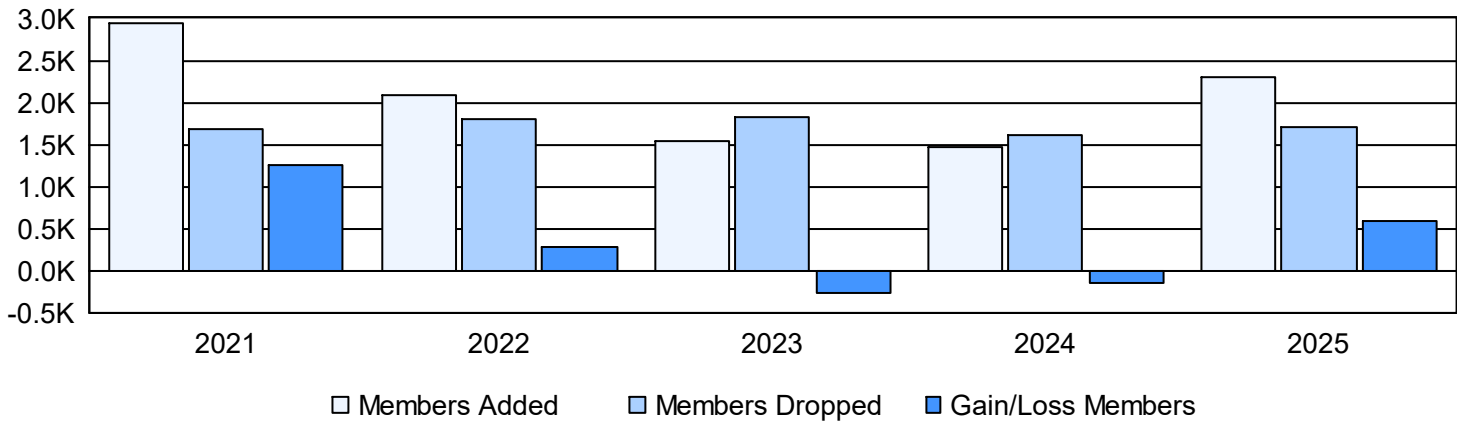


Year	New Clubs	Dropped Clubs	Gain/ Loss Clubs	New Members	Charter Members	Reinstate Members	Transfer Members	Total Member Added	Total Members Dropped	Gain/ Loss Members
2020-2021	36	10	26	1,657	1,150	93	44	2,944	1,680	1,264
2021-2022	20	10	10	1,336	655	54	42	2,087	1,804	283
2022-2023	11	6	5	1,037	338	136	32	1,543	1,814	-271
2023-2024	10	16	-6	1,043	286	96	53	1,478	1,616	-138
2024-2025				1,351	632	234	72	2,289	1,705	584
Average	19	11	9	1,285	612	123	49	2,068	1,724	344

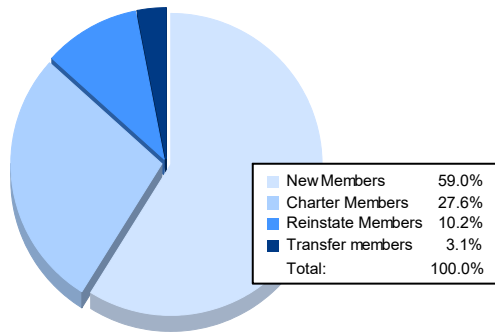
Clubs



Members



Membership Composition June 2025 Cumulative



Gender Composition June 2025 Cumulative

